

**State of New Mexico  
County of Grant**

Resolution No. R-13-68

**A RESOLUTION ADOPTING AN  
INFRASTRUCTURE CAPITAL IMPROVEMENTS PLAN (ICIP)**

**WHEREAS**, the County of Grant recognizes that the financing of public capital projects has become a major concern in New Mexico and nationally; and

**WHEREAS**, in times of scarce resources, it is necessary to find new financing mechanisms and maximize the use of existing resources; and

**WHEREAS**, systematic capital improvements planning is an effective tool for communities to define their development needs, establish priorities and pursue concrete actions and strategies to achieve necessary project development; and

**WHEREAS**, this process contributes to local and regional efforts in project identification and selection in short and long range capital planning efforts.

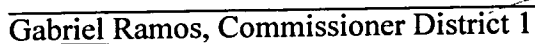
**NOW, THEREFORE, BE IT RESOLVED** by the Grant County Board of Commissioners that:


1. The County has adopted the attached Infrastructure Capital Improvements Plan.
2. It is intended that the Plan be a working document and is the first of many steps toward improving rational, long-range capital planning and budgeting for New Mexico's infrastructure.
3. This Resolution supersedes Resolution No. R-12-39

**PASSED, APPROVED and ADOPTED** by the Grant County Board of Commissioners on September 24, 2013, in Silver City, Grant County, New Mexico.


**Grant County Board of Commissioners**

  
Brett Kasten, Chairman/District 2

  
Gabriel Ramos, Commissioner District 1

  
Christy Miller, Commissioner District 3

Attest:

  
Robert Zamarripa, County Clerk



## Infrastructure Capital Improvement Plan FY 2015-2019

### Grant County Project Summary

ID	Year	Rank	Project Title	Category	Funded to date	2015	2016	2017	2018	2019	Total Project Cost	Amount Not Yet Funded	Phases
26201	2015	001	GC Admin and Sheriff Dept facility upgrade	Adm/Service Facilities (local)	342,500	250,000	0	0	0	0	592,500	250,000	No
19938	2015	002	Grant County Business Conference Center	Convention Facilities	0	200,000	0	1,800,000	0	0	2,000,000	2,000,000	No
10765	2015	003	Courthouse Renovation	Adm/Service Facilities (local)	0	555,000	265,000	0	0	0	820,000	820,000	No
27240	2015	004	North Hurley Drainage and Flood Prevention Project	Hiways/Roads/Streets/Bridges	336,000	350,000	250,000	0	0	0	936,000	600,000	No
12425	2015	005	Construct New County Fair Facility	Public Parks (local)	489,000	260,000	100,000	100,000	0	0	949,000	460,000	No
25359	2015	006	Grant County Water Storage Facility	Economic Development	35,000	250,000	750,000	2,625,000	2,625,000	1,375,000	7,660,000	7,625,000	No
28128	2015	007	Grant County Community Continuum of Care	Health-Related Cap Infra	0	200,000	4,000,000	0	0	0	4,200,000	4,200,000	No
25127	2015	008	Industrial/Small Business Park	Economic Development	225,000	500,000	600,000	1,550,000	1,550,000	1,550,000	5,975,000	5,750,000	No
9669	2015	009	GIS Mapping/Planning Dept	Economic Development	0	0	50,000	50,000	50,000	0	150,000	150,000	No
15680	2015	010	Modifications to North Hurley Sewer System	Wastewater	0	130,000	130,000	0	0	0	260,000	260,000	No
11619	2015	011	Facilities -ADA Compliance	Adm/Service Facilities (local)	0	90,000	400,000	100,000	100,000	100,000	790,000	790,000	No
26216	2015	012	Fort Bayard Medical Facility Water Project	Water Supply	185,000	108,000	350,000	0	0	0	643,000	458,000	No
9729	2016	013	Develop Airport Industrial Park	Economic Development	0	0	2,195,000	720,000	0	0	2,915,000	2,915,000	No
12365	2016	014	Bataan Memorial Park Phase IV	Public Parks (local)	0	0	100,000	100,000	0	0	200,000	200,000	No

## Infrastructure Capital Improvement Plan FY 2015-2019

Construct													
19857	2016	015	Fort Bayard Economic Development	Economic Development	0	0	600,000	100,000	100,000	100,000	900,000	900,000	No
14363	2016	016	County Road System Bridge Replacement	Hiways/Roads/Streets/Bridges	0	0	1,150,000	220,000	220,000	220,000	1,810,000	1,810,000	No
25142	2016	017	County Arterial Improvements	Hiways/Roads/Streets/Bridges	0	0	240,000	1,500,000	0	0	1,740,000	1,740,000	No
14411	2016	018	Widen School Bus Routes	Hiways/Roads/Streets/Bridges	0	0	230,000	230,000	230,000	230,000	920,000	920,000	No
17919	2016	019	Fire Department Construction Hatchita	Fire	0	0	40,000	260,000	20,000	0	320,000	320,000	No
17922	2016	020	Home Land Security Equipment Purchase	Public Safety Equipment/Bldgs	0	0	120,000	120,000	120,000	120,000	480,000	480,000	No
23468	2016	021	River Walk/Cameron Creek Trail	Public Parks (local)	0	0	155,000	100,000	100,000	0	355,000	355,000	No
13874	2017	022	Airport Runway Construction	Airports	0	0	0	7,350,000	2,225,000	2,225,000	11,800,000	11,800,000	No
23469	2017	023	Senior Assisted Living Facility	Housing-Related Cap Infra	0	0	0	725,000	25,000	25,000	775,000	775,000	No
12424	2017	024	Vehicle Replace Program	Public Safety Vehicles	0	0	0	300,000	300,000	300,000	900,000	900,000	No

<b>Number of projects:</b>	24												
<b>Funded to date:</b>		<b>Year 1:</b>	<b>Year 2:</b>	<b>Year 3:</b>	<b>Year 4:</b>	<b>Year 5:</b>	<b>Total Project Cost:</b>	<b>Total Not Yet Funded:</b>					
<b>Grand Totals</b>	1,612,500	2,893,000	11,725,000	17,950,000	7,665,000	6,245,000	48,090,500	46,478,000					