

RESOLUTION NO. 97-10-09A

WHEREAS, Grant County has reviewed the Certificate of Tax Rates setting the 1997 property tax rate for government units in Grant County, and;

WHEREAS, the 1997 tax rate for government units sharing in the taxes are in accordance with the Property Tax Code, and;

WHEREAS, Section 7-38-34 requires the Board of County Commissioners issue a written order imposing the tax at the rate set on the net taxable value of property, and;

WHEREAS, a copy of such tax rate has been attached and made a part of this Resolution.

NOW THEREFORE BE IT RESOLVED, that the Board of County Commissioners of Grant County do hereby impose the 1997 property tax rates.

PASSED, ADOPTED and APPROVED by the Board of Commissioners of Grant County, New Mexico, this 9th day of October, 1997.




BOARD OF COMMISSIONERS
OF GRANT COUNTY

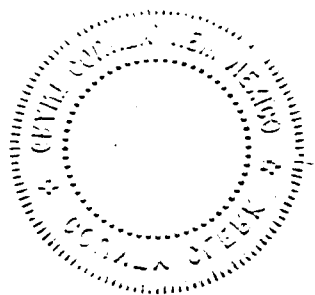

MANUEL T. SERNA, CHAIRMAN


ZEKE SANTA MARIA, MEMBER


CARL W. SCHOLL, MEMBER

ATTEST:



GABRIEL RAMOS
GRANT COUNTY CLERK

Cecilio Hernandez Deputy



СВЯТАГО СЛАВНОГО ПАТРИАРХА ПЕРМСКОГО

СВЯТАГО СЛАВНОГО ПАТРИАРХА ПЕРМСКОГО

СВЯТАГО СЛАВНОГО ПАТРИАРХА ПЕРМСКОГО

СВЯТАГО СЛАВНОГО ПАТРИАРХА ПЕРМСКОГО

СВЯТАГО СЛАВНОГО ПАТРИАРХА ПЕРМСКОГО

СВЯТАГО СЛАВНОГО ПАТРИАРХА ПЕРМСКОГО

СВЯТАГО СЛАВНОГО ПАТРИАРХА ПЕРМСКОГО

СВЯТАГО СЛАВНОГО ПАТРИАРХА ПЕРМСКОГО

СВЯТАГО СЛАВНОГО ПАТРИАРХА ПЕРМСКОГО

СВЯТАГО СЛАВНОГО ПАТРИАРХА ПЕРМСКОГО

СВЯТАГО СЛАВНОГО ПАТРИАРХА ПЕРМСКОГО

CERTIFICATE OF TAX RATES

GRANT COUNTY
TAX YEAR 1997

AMENDED: 9-21-97
As Per KMI Dept. of Education

NET TAXABLE VALUE:

\$466,779,497

MUNICIPALITY: TAXABLE VALUE: CATEGORY:	Silver City 60,140,677 1 IN R	Silver City 37,912,366 1 IN NR	73,886,531 1 OUT R	50,445,990 1 OUT NR	Copper Production 42,349,865 1 OUT NR	Hurley 5,192,940 2H IN R
State Debt Service	1.347	1.347	1.347	1.347	1.347	1.347
Total State	1.347	1.347	1.347	1.347	1.347	1.347
County Operational County Debt Service	7.520	10.732	7.520	10.732	10.732	7.520
Total County	7.520	10.732	7.520	10.732	10.732	7.520
Municipal Operational Municipal Debt Service	1.265 0.193	1.994 0.193				1.377
Total Municipal	1.458	2.187				1.377
School District Operational	0.311	0.449	0.311	0.449	0.449	0.344
School District Debt Service	3.834	3.834	3.834	3.834	3.834	5.879
School Dist. Cap. Improvement	1.762	1.950	1.762	1.950	1.950	2.000
Total School District	5.907	6.233	5.907	6.233	6.233	8.223
Total State, County, Municipal, & School District	16.232	20.499	14.774	18.312	18.312	18.467
Other:						
Total Other						
GRAND TOTAL	16.232	20.499	14.774	18.312	18.312	18.467
Where Applicable:						
Cattle Indemnity 8.000						
Sheep and Goats 16.000						
Dairy Cattle 4.000						
Equine 9.000						
Bison 4.000						

CERTIFICATE OF TAX RATES

GRANT COUNTY
TAX YEAR 1997

AMENDED: 9/22/97
As Per NM Dept. of Education

NET TAXABLE VALUE:

\$466,779,497

MUNICIPALITY: TAXABLE VALUE: CATEGORY:	Hurley 556,982 2H IN NR	14,223,181 2 OUT R	12,784,788 2 OUT NR	Copper Production 150,573,168 2 OUT NR	Bayard 9,276,851 2B IN R	Bayard 2,890,855 2B IN NR
State Debt Service	1.347	1.347	1.347	1.347	1.347	1.347
Total State	1.347	1.347	1.347	1.347	1.347	1.347
County Operational County Debt Service	10.732	7.520	10.732	10.732	7.520	10.732
Total County	10.732	7.520	10.732	10.732	7.520	10.732
Municipal Operational Municipal Debt Service	2.225				1.249	1.940
Total Municipal	2.225				1.249	1.940
School District Operational	0.465	0.344	0.465	0.465	0.344	0.465
School District Debt Service	5.879	5.879	5.879	5.879	5.879	5.879
School Dist. Cap. Improvement	2.000	2.000	2.000	2.000	2.000	2.000
Total School District	8.344	8.223	8.344	8.344	8.223	8.344
Total State, County, Municipal, & School District	22.648	17.090	20.423	20.423	18.339	22.363
Other:						
Total Other						
GRAND TOTAL	22.648	17.090	20.423	20.423	18.339	22.363
Where Applicable:						
Cattle Indemnity 8.000						
Sheep and Goats 16.000						
Dairy Cattle 4.000						
Equine 9.000						
Bison 4.000						

CERTIFICATE OF TAX RATES

GRANT COUNTY
TAX YEAR 1997

AMENDED: 9/21/97
As Per NM Dept. of Education

NET TAXABLE VALUE:

\$466,779,497

MUNICIPALITY:	Santa Clara	Santa Clara
TAXABLE VALUE:	5,358,369	1,186,956
CATEGORY:	2C IN R	2C IN NR
State Debt Service	1.347	1.347
Total State	1.347	1.347
County Operational	7.520	10.732
County Debt Service		
Total County	7.520	10.732
Municipal Operational	0.861	1.331
Municipal Debt Service		
Total Municipal	0.861	1.331
School District Operational	0.344	0.465
School District Debt Service	5.879	5.878
School Dist. Cap. Improvement	2.000	2.000
Total School District	8.223	8.344
Total State, County, Municipal, & School District	17.951	21.754
Other:		
Total Other		
GRAND TOTAL	17.951	21.754
Where Applicable:		
Cattle Indemnity	8.000	
Sheep and Goats	16.000	
Dairy Cattle	4.000	
Equine	9.000	
Bison	4.000	