

**RESOLUTION #R-05-43**  
**(2005 Tax Rate)**

**WHEREAS**, Grant County has reviewed the Certificate of Tax Rates setting the 2005 property tax rate for government units in Grant County, and;

**WHEREAS**, the 2005 tax rate for government units sharing in the taxes are in accordance with the Property Tax Code, and;


**WHEREAS**, Section 7-38-34 NMSA 1978 requires the Board of County Commissioners issue a written order imposing the tax at the rate set on the net taxable value of property, and;

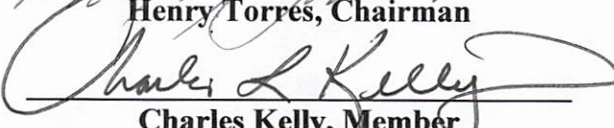
**WHEREAS**, a copy of such tax rate has been attached and made a part of this Resolution.


**NOW THEREFORE BE IT RESOLVED**, that the Board of County Commissioners of Grant County do hereby impose as the 2005 property tax rates those rates identified in the Certificate of Tax Rates.

**PASSED, ADOPTED, AND APPROVED** by the Board of Commissioners of Grant County, New Mexico this 13<sup>th</sup> day of October 2005.

**BOARD OF GRANT COUNTY COMMISSIONERS**

  
\_\_\_\_\_  
Henry Torres, Chairman


  
\_\_\_\_\_  
Charles Kelly, Member

  
\_\_\_\_\_  
Joseph Arellano, Member

**Attest:**

\_\_\_\_\_  
Henry "Howie" Morales  
Grant County Clerk

**Reviewed as to  
content legal form and sufficiency:**

  
\_\_\_\_\_  
Hans William Voss  
Grant County Attorney

**CERTIFICATE OF TAX RATES**  
**GRANT COUNTY**  
**TAX YEAR 2005**

NET TAXABLE VALUE:

**\$506,896,825**

MUNICIPALITY:	<i>Silver City</i>	<i>Silver City</i>			<i>Copper</i>	<i>Hurley</i>
TAXABLE VALUE:	91,247,161	57,852,671	129,579,970	60,658,594	26,577,937	7,240,578
CATEGORY:	1 IN R	1 IN NR	1 OUT R	1 OUT NR	1 OUT NR	2H IN R
State Debt Service	1.234	1.234	1.234	1.234	1.234	1.234
Total State	1.234	1.234	1.234	1.234	1.234	1.234
County Operational	6.258	11.850	6.258	11.850	11.850	6.258
County Debt Service	1.472	1.472	1.472	1.472	1.472	1.472
Total County	7.730	13.322	7.730	13.322	13.322	7.730
Municipal Operational	1.061	2.222				1.261
Municipal Debt Service	0.685	0.685				
Total Municipal	1.746	2.907				1.261
School District Operational	0.260	0.345	0.260	0.345	0.345	0.300
School District Debt Service	4.509	4.509	4.509	4.509	4.509	7.331
School Dist. Cap. Improvement	1.851	2.000	1.851	2.000	2.000	1.985
Total School District	6.620	6.854	6.620	6.854	6.854	9.616
Total State, County, Municipal, & School District	17.330	24.317	15.584	21.410	21.410	19.841
Other:						
Total Other						
GRAND TOTAL	17.330	24.317	15.584	21.410	21.410	19.841

**Where Applicable:**

Cattle Indemnity 10.000  
 Sheep and Goats 10.000  
 Dairy Cattle 5.000  
 Equine 10.000  
 Bison 10.000

Gila Watershed Dist.: 5.000

Predator Control: 25 cents per head  
 on cattle, sheep and goats

**CERTIFICATE OF TAX RATES  
GRANT COUNTY  
TAX YEAR 2005**

**NET TAXABLE VALUE:** **\$506,896,825**

<b>MUNICIPALITY:</b>	<b><i>Santa Clara</i></b>	<b><i>Santa Clara</i></b>
<b>TAXABLE VALUE:</b>	<b>8,326,761</b>	<b>1,640,723</b>
<b>CATEGORY:</b>	<b>2C IN R</b>	<b>2C IN NR</b>
<b>State Debt Service</b>	1.234	1.234
<b>Total State</b>	1.234	1.234
<b>County Operational</b>	6.258	11.850
<b>County Debt Service</b>	1.472	1.472
<b>Total County</b>	7.730	13.322
<b>Municipal Operational</b>	0.668	1.231
<b>Municipal Debt Service</b>		
<b>Total Municipal</b>	0.668	1.231
<b>School District Operational</b>	0.300	0.260
<b>School District Debt Service</b>	7.331	7.331
<b>School Dist. Cap. Improvement</b>	1.985	2.000
<b>Total School District</b>	9.616	9.591
<b>Total State, County, Municipal, &amp; School District</b>	19.248	25.378
<b>Other:</b>		
<b>Total Other</b>		
<b>GRAND TOTAL</b>	<b>19.248</b>	<b>25.378</b>

**Where Applicable:**

Cattle Indemnity	10.000
Sheep and Goats	10.000
Dairy Cattle	5.000
Equine	10.000
Bison	10.000

**CERTIFICATE OF TAX RATES  
GRANT COUNTY  
TAX YEAR 2005**

NET TAXABLE VALUE:

**\$506,896,825**

MUNICIPALITY:	<i>Hurley</i>			<i>Copper</i>		<i>Bayard</i>	<i>Bayard</i>
TAXABLE VALUE:	931,989	25,189,951	30,520,252	51,657,902	12,238,355	3,233,981	
CATEGORY:	2H IN NR	2 OUT R	2 OUT NR	2 OUT NR	2B IN R	2B IN NR	
State Debt Service	1.234	1.234	1.234	1.234	1.234	1.234	
<b>Total State</b>	1.234	1.234	1.234	1.234	1.234	1.234	
County Operational	11.850	6.258	11.850	11.850	6.258	11.850	
County Debt Service	1.472	1.472	1.472	1.472	1.472	1.472	
<b>Total County</b>	13.322	7.730	13.322	13.322	7.730	13.322	
Municipal Operational	0.389				1.182	2.225	
Municipal Debt Service							
<b>Total Municipal</b>	0.389				1.182	2.225	
School District Operational	0.260	0.300	0.260	0.260	0.300	0.260	
School District Debt Service	7.331	7.331	7.331	7.331	7.331	7.331	
School Dist. Cap. Improvement	2.000	1.985	2.000	2.000	1.985	2.000	
<b>Total School District</b>	9.591	9.616	9.591	9.591	9.616	9.591	
<b>Total State, County, Municipal, &amp; School District</b>	24.536	18.580	24.147	24.147	19.762	26.372	
Other:							
<b>Total Other</b>							
<b>GRAND TOTAL</b>	24.536	18.580	24.147	24.147	19.762	26.372	

**Where Applicable:**

Cattle Indemnity	10.000
Sheep and Goats	10.000
Dairy Cattle	5.000
Equine	10.000
Bison	10.000

# GRANT COUNTY

## COMMISSIONERS

JOSEPH F. ARELLANO  
DISTRICT 1

CHARLES L. KELLY  
DISTRICT 2

HENRY TORRES  
DISTRICT 3



COUNTY MANAGER  
HARRY BURGESS

Telephone: (505) 574-0008  
Fax: (505) 574-0073

## BOARD OF GRANT COUNTY COMMISSIONERS

### SPECIAL MEETING

September 27, 2005-9:00 A.M.

#### AGENDA

1. Call to Order
2. Pledge of Allegiance
3. Approve/Disapprove Agenda
4. New Business
  - A. Approve/Disapprove Grant County Tax Rates
5. Executive Session:
  - A. Labor Board decision of September 22, 2005 regarding Prohibitive Practice charges
6. Adjourn

Office Of The Grant County Commissioners

1400 Highway 180 East, Silver City, NM 88061 • P. O. Box 898, Silver City, NM 88062