

State of New Mexico  
County of Grant

Resolution # R-08-27

**CERTIFICATE OF TAX RATES**

**WHEREAS**, Counties within the State of New Mexico establish and collect taxes for real property; and,


**WHEREAS**, the tax rates are subject to adjustment according to the yield control formula as administered by the NM Department of Finance and Administration; and,


**WHEREAS**, the County of Grant is required to certify these property tax rates on an annual basis; and,


**WHEREAS**, the local rates for Tax Year 2008 have been received from the State, as indicated on the attached pages.

**NOW THEREFORE, BE IT RESOLVED** by the Grant County Board of County Commissioners, that the attached pages are hereby certified as the tax rates for Tax Year 2008.


Approved and adopted in a regular meeting of the Grant County Board of County Commissioners on this 11th day of September, 2008.


  
Henry Torres, Chairman

  
Mary Ann Sedillo, Commissioner District 1

  
Jovita Gonzales, Commissioner District 2

Attest:

  
Robert Zamarripa, County Clerk



CERTIFICATE OF PROPERTY TAX RATES IN MILLS  
 GRANT COUNTY  
 TAX YEAR 2008  
 NET TAXABLE VALUE:

	\$673,752,084										
MUNICIPALITY:	Silver City	Silver City			Copper Production	Hurley	Hurley			Copper Production	
TAXABLE VALUE:	106,732,666	71,159,970	162,549,528	85,835,513	43,297,658	8,178,478	1,048,278	30,389,849	18,809,321	116,981,798	
CATEGORY:	1 IN R	1 IN NR	1 OUT R	1 OUT NR	1 OUT NR	2H IN R	2H IN NR	2 OUT R	2 OUT NR	2 OUT NR	
State Debt Service	1.250	1.250	1.250	1.250	1.250	1.250	1.250	1.250	1.250	1.250	
Total State	1.250	1.250	1.250	1.250	1.250	1.250	1.250	1.250	1.250	1.250	
County Operational	6.265	11.536	6.265	11.536	11.536	6.265	11.536	6.265	11.536	11.536	
County Debt Service	1.506	1.506	1.506	1.506	1.506	1.506	1.506	1.506	1.506	1.506	
Total County	7.771	13.042	7.771	13.042	13.042	7.771	13.042	7.771	13.042	13.042	
Municipal Operational	1.083	2.137				1.329	0.618				
Municipal Debt Service	0.394	0.394									
Total Municipal	1.477	2.531				1.329	0.618				
School District Operational	0.260	0.328	0.260	0.328	0.328	0.305	0.285	0.305	0.285	0.285	
School District Debt Service	2.571	2.571	2.571	2.571	2.571	7.791	7.791	7.791	7.791	7.791	
School Dist. Cap. Improvement	2.000	1.933	2.000	1.933	1.933	2.000	2.000	2.000	2.000	2.000	
House Bill 33, School Building	0.000	0.000	0.000	0.000	0.000	0.000	0.000	0.000	0.000	0.000	
School District Ed. Tech. Debt Svc	0.000	0.000	0.000	0.000	0.000	0.347	0.347	0.347	0.347	0.347	
Total School District	4.831	4.832	4.831	4.832	4.832	10.443	10.423	10.443	10.423	10.423	
Total State, County, Municipal, & School District	15.329	21.655	13.852	19.124	19.124	20.793	25.333	19.464	24.715	24.715	
Other:											
Total Other	0.000	0.000	0.000	0.000	0.000	0.000	0.000	0.000	0.000	0.000	
GRAND TOTAL	15.329	21.655	13.852	19.124	19.124	20.793	25.333	19.464	24.715	24.715	

Where Applicable:

Cattle Indemnity 10.000  
 Sheep and Goats 10.000  
 Dairy Cattle 5.000  
 Bison 10.000

Gila Watershed Dist: 5.00  
 Predator Control: 25 cents per head  
 on cattle, sheep and goats

CERTIFICATE OF PROPERTY TAX RATES IN MILLS  
 GRANT COUNTY  
 TAX YEAR 2008  
 NET TAXABLE VALUE:

	\$673,752,084				
MUNICIPALITY:	Bayard	Bayard	Santa Clara	Santa Clara	
TAXABLE VALUE:	13,241,600	3,940,531	9,452,299	2,134,595	
CATEGORY:	2B IN R	2B IN NR	2C IN R	2C IN NR	
State Debt Service	1.250	1.250	1.250	1.250	
Total State	1.250	1.250	1.250	1.250	
County Operational	6.265	11.536	6.265	11.536	
County Debt Service	1.506	1.506	1.506	1.506	
Total County	7.771	13.042	7.771	13.042	
Municipal Operational	1.268	2.225	0.681	1.250	
Municipal Debt Service					
Total Municipal	1.268	2.225	0.681	1.250	
School District Operational	0.285	0.285	0.285	0.285	
School District Debt Service	7.791	7.791	7.791	7.791	
School Dist. Cap. Improvement	2.000	2.000	2.000	2.000	
House Bill 33, School Building	0.000	0.000	0.000	0.000	
School District Ed. Tech. Debt Svc	0.347	0.347	0.347	0.347	
Total School District	10.423	10.423	10.423	10.423	
Total State, County, Municipal, & School District	20.712	26.940	20.125	25.965	
Other:					
Total Other	0.000	0.000	0.000	0.000	
GRAND TOTAL	20.712	26.940	20.125	25.965	

Where Applicable:

Cattle Indemnity	10.000
Sheep and Goats	10.000
Dairy Cattle	5.000
Bison	10.000