

State of New Mexico
County of Grant

Resolution # R-11-34

CERTIFICATE OF TAX RATES

WHEREAS, Counties within the State of New Mexico establish and collect taxes for real property; and,

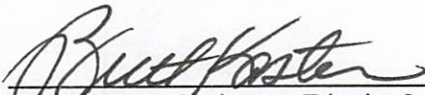
WHEREAS, the tax rates are subject to adjustment according to the yield control formula as administered by the NM Department of Finance and Administration; and,


WHEREAS, the County of Grant is required to certify these property tax rates on an annual basis; and,

WHEREAS, the local rates for Tax Year 2011 have been received from the State, as indicated on the attached pages.

NOW THEREFORE, BE IT RESOLVED by the Grant County Board of County Commissioners, that the attached pages are hereby certified as the tax rates for Tax Year 2011.


Approved and adopted in a regular meeting of the Grant County Board of County Commissioners on this 20th day of September, 2011.


Brett Kasten, Chairman /District 2


Gabriel Ramos, Commissioner District 1


Christy Miller, Commissioner District 3

Attest:


Robert Zamarripa, County Clerk



CERTIFICATE OF PROPERTY TAX RATES IN MILLS
 GRANT COUNTY
 TAX YEAR 2011
 NET TAXABLE VALUE:

	\$732,826,208										
MUNICIPALITY:	Silver City	Silver City			Copper Production	Hurley	Hurley			Copper Production	
TAXABLE VALUE:	124,782,777	74,316,557	184,138,208	97,547,214	57,051,887	9,067,187	1,237,691	33,157,691	58,679,371	60,424,716	
CATEGORY:	1 IN R	1 IN NR	1 OUT R	1 OUT NR	1 OUT NR	2H IN R	2H IN NR	2 OUT R	2 OUT NR	2 OUT NR	
State Debt Service	1.362	1.362	1.362	1.362	1.362	1.362	1.362	1.362	1.362	1.362	
Total State	1.362	1.362	1.362	1.362	1.362	1.362	1.362	1.362	1.362	1.362	
County Operational	6.112	11.850	6.112	11.850	11.850	6.112	11.850	6.112	11.850	11.850	
County Debt Service	1.752	1.752	1.752	1.752	1.752	1.752	1.752	1.752	1.752	1.752	
Total County	7.864	13.602	7.864	13.602	13.602	7.864	13.602	7.864	13.602	13.602	
Municipal Operational	1.042	2.225				1.299	0.723				
Municipal Debt Service	0.542	0.542									
Total Municipal	1.584	2.767				1.299	0.723				
School District Operational	0.253	0.342	0.253	0.342	0.342	0.304	0.296	0.304	0.296	0.296	
School District Debt Service	3.812	3.812	3.812	3.812	3.812	5.498	5.498	5.498	5.498	5.498	
School Dist. Cap. Improvement	1.903	2.000	1.908	2.000	2.000	1.937	1.983	1.937	1.983	1.983	
House Bill 33, School Building	1.500	1.500	1.500	1.500	1.500	0.000	0.000	0.000	0.000	0.000	
School District Ed. Tech. Debt Svc	0.000	0.000	0.000	0.000	0.000	0.937	0.937	0.937	0.937	0.937	
Total School District	7.473	7.654	7.473	7.654	7.654	8.675	8.713	8.675	8.713	8.713	
Total State, County, Municipal, & School District	18.283	25.385	16.699	22.618	22.618	19.200	24.400	17.901	23.677	23.677	
Other:											
Total Other	0.000	0.000	0.000	0.000	0.000	0.000	0.000	0.000	0.000	0.000	
GRAND TOTAL	18.283	25.385	16.699	22.618	22.618	19.200	24.400	17.901	23.677	23.677	

Where Applicable:

Cattle Indemnity	10.000
Sheep and Goats	10.000
Dairy Cattle	5.000
Bison/Camelids	10.000
Horses/Asses/Mules	10.000

Gila Watershed Dist:

5.000

Predator Control:

0.50 cents per head
on cattle, sheep and goats

CERTIFICATE OF PROPERTY TAX RATES IN MILLS
 GRANT COUNTY
 TAX YEAR 2011
 NET TAXABLE VALUE:

	\$732,826,208				
MUNICIPALITY:	Bayard	Bayard	Santa Clara	Santa Clara	
TAXABLE VALUE:	14,566,358	4,688,024	10,388,780	2,779,747	
CATEGORY:	2B IN R	2B IN NR	2C IN R	2C IN NR	
State Debt Service	1.362	1.362	1.362	1.362	
Total State	1.362	1.362	1.362	1.362	
County Operational	6.112	11.850	6.112	11.850	
County Debt Service	1.752	1.752	1.752	1.752	
Total County	7.864	13.602	7.864	13.602	
Municipal Operational	1.251	2.225	0.683	1.272	
Municipal Debt Service					
Total Municipal	1.251	2.225	0.683	1.272	
School District Operational	0.304	0.296	0.304	0.296	
School District Debt Service	5.498	5.498	5.498	5.498	
School Dist. Cap. Improvement	1.937	1.983	1.937	1.983	
House Bill 33, School Building	0.000	0.000	0.000	0.000	
School District Ed. Tech. Debt Svc	0.937	0.937	0.937	0.937	
Total School District	8.675	8.713	8.675	8.713	
Total State, County, Municipal, & School District	19.152	25.902	18.584	24.949	
Other:					
Total Other	0.000	0.000	0.000	0.000	
GRAND TOTAL	19.152	25.902	18.584	24.949	

Where Applicable:

Cattle Indemnity	10.000
Sheep and Goats	10.000
Dairy Cattle	5.000
Bison/Camelids	10.000
Horses/Asses/Mules	10.000