

State of New Mexico
County of Grant
Resolution No. R-17-44

CERTIFICATE OF PROPERTY TAX RATES IN MILLS FOR TAX YEAR 2017

WHEREAS, Grant County has reviewed the Certificate of Tax Rates setting the 2017 property tax rate for government units in Grant County and;

WHEREAS, the 2017 tax rate for government units sharing in the taxes are in accordance with the Property Tax Code and;

WHEREAS, Section 7-38-34 requires the Board of County Commissioners issue a written order imposing the tax at the rate set on the net taxable value of property and;

WHEREAS, a copy of such tax rate has been attached and made a part of this Resolution.


NOW, THEREFORE, BE IT RESOLVED, that the Board of Commissioners of Grant County do hereby impose the 2017 property tax rates.

PASSED, ADOPTED, AND APPROVED by the Board of Commissioners of Grant County, New Mexico this 11th day of September 2017.


BOARD OF GRANT COUNTY COMMISSIONERS



Brett Kasten, Chairman



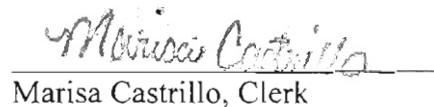
Gerald W. Billings Jr., Member



Gabriel Ramos, Vice Chairman

Harry Browne, Member

Alicia Edwards, Member



Marisa Castrillo, Clerk

[SEAL]



CERTIFICATE OF PROPERTY TAX RATES IN MILLS
 GRANT COUNTY
 TAX YEAR 2017
 NET TAXABLE VALUE:

	\$847,085,480				Copper				Copper	
MUNICIPALITY:	Silver City	Silver City			Production	Hurley	Hurley		Production	
TAXABLE VALUE:	138,693,486	70,422,842	208,006,442	101,135,433	55,099,085	10,017,693	1,577,757	39,423,080	21,902,475	164,732,265
CATEGORY:	1 IN R	1 IN NR	1 OUT R	1 OUT NR	1 OUT NR	-2H IN R	2H IN NR	2 OUT R	2 OUT NR	2 OUT NR
State Debt Service	1.360	1.360	1.360	1.360	1.360	1.360	1.360	1.360	1.360	1.360
Total State	1.360	1.360	1.360	1.360	1.360	1.360	1.360	1.360	1.360	1.360
County Operational	6.262	11.850	6.262	11.850	11.850	6.262	11.850	6.262	11.850	11.850
County Debt Service	1.138	1.138	1.138	1.138	1.138	1.138	1.138	1.138	1.138	1.138
Total County	7.400	12.988	7.400	12.988	12.988	7.400	12.988	7.400	12.988	12.988
Municipal Operational	2.638	3.310				1.296	0.950			
Municipal Debt Service	0.000	0.000								
Total Municipal	2.638	3.310				1.296	0.950			
School District Operational	0.260	0.416	0.260	0.416	0.416	0.309	0.373	0.309	0.373	0.373
School District Debt Service	2.560	2.560	2.560	2.560	2.560	6.505	6.505	6.505	6.505	6.505
School Dist. Cap. Improvement	1.980	2.000	1.980	2.000	2.000	1.965	2.000	1.965	2.000	2.000
House Bill 33, School Building	1.500	1.500	1.500	1.500	1.500	0.000	0.000	0.000	0.000	0.000
School District Ed. Tech. Debt Svc	0.000	0.000	0.000	0.000	0.000	0.000	0.000	0.000	0.000	0.000
Total School District	6.300	6.476	6.300	6.476	6.476	8.779	8.878	8.779	8.878	8.878
Total State, County, Municipal, & School District	17.698	24.134	15.060	20.824	20.824	18.835	24.176	17.539	23.226	23.226
Other:										
Total Other	0.000	0.000	0.000	0.000	0.000	0.000	0.000	0.000	0.000	0.000
GRAND TOTAL	17.698	24.134	15.060	20.824	20.824	18.835	24.176	17.539	23.226	23.226

Where Applicable:			
Cattle Indemnity	10.000	Upper Gila Watershed Dist:	4.993
Sheep/Goats/Swine/Alpaca	10.000		
Dairy Cattle	5.000	Predator Control:	0.00 cents per head
Bison/Camelids/Ratite	9.972		on cattle, sheep and goats
Horses/Asses/Mules	6.965		

CERTIFICATE OF PROPERTY TAX RATES IN MILLS
 GRANT COUNTY
 TAX YEAR 2017
 NET TAXABLE VALUE:

		\$847,085,480			
		MUNICIPALITY:		Bayard	Santa Clara
		TAXABLE VALUE:	16,164,951	4,312,335	11,937,518
		CATEGORY:	2B IN R	2B IN NR	2C IN R
			2C IN NR		
State Debt Service		1.360	1.360	1.360	1.360
	Total State	1.360	1.360	1.360	1.360
County Operational		6.262	11.850	6.262	11.850
County Debt Service		1.138	1.138	1.138	1.138
Total County		7.400	12.988	7.400	12.988
Municipal Operational		1.264	2.225	0.666	1.597
Municipal Debt Service					
Total Municipal		1.264	2.225	0.666	1.597
School District Operational		0.309	0.373	0.309	0.373
School District Debt Service		6.505	6.505	6.505	6.505
School Dist. Cap. Improvement		1.965	2.000	1.965	2.000
House Bill 33, School Building		0.000	0.000	0.000	0.000
School District Ed. Tech. Debt Svc		0.000	0.000	0.000	0.000
Total School District		8.779	8.878	8.779	8.878
Total State, County, Municipal, & School District		18.803	25.451	18.205	24.823
Other:					
Total Other		0.000	0.000	0.000	0.000
GRAND TOTAL		18.803	25.451	18.205	24.823

Where Applicable:

Cattle Indemnity	10.000
Sheep/Goats/Swine/Alpaca	10.000
Dairy Cattle	5.000
Bison/Camelids/Ratite	9.972
Horses/Asses/Mules	6.965